

CRYSTALAUDIO

TWS1

AirBuds

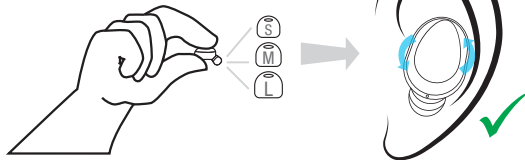
True Wireless Stereo



User Manual

How to wear your earbuds

- 1** Insert earbuds into the ear (see drawing) with the ear-tip facing downwards and rotate them until you achieve the perfect fit.



Charging the case / earbuds

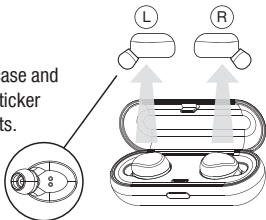
- 1**
- Use the micro-USB cable provided in the package.
 - While the case is being charged the **red¹** indication is on. When the case has been fully charged the **green²** indication is on.
 - While the earbuds are being charged inside the case the **red³** indication (on each earbud) is on.
 - A fully charged case can recharge the earbuds up to 3 times.



Airbuds pairing

1

Take earbuds out of the case and remove the transparent sticker from the charging contacts.



2

Both earbuds turn on automatically while LED indication flashes blue/red alternately. Auto-pairing mode starts.



3

Earbuds are successfully paired after 2-3 seconds and LED indication flashes blue .



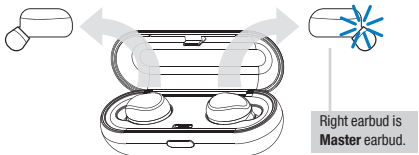
RESET

In case you experience problems with the wireless connection of your earbuds please perform the following steps: **(1)** Turn off both earbuds **(2)** Press & hold on both earbuds for 7-8 sec. **(3)** Light flashes Blue/Red **(4)** Press again on both earbuds for 1 sec. until Blue light appears and then release **(5)** Light flashes again Blue/Red **(6)** After 2-3 sec. the light on the right earbud stops flashing **(7)** Successful Reset

Wireless connection

1

Remove earbuds from their charging case. Earbuds are turned on automatically & enter Pairing mode.



2

Activate Bluetooth mode on your device, search for the earbuds under the name CRYSTAL AUDIO TWS1 and select it.



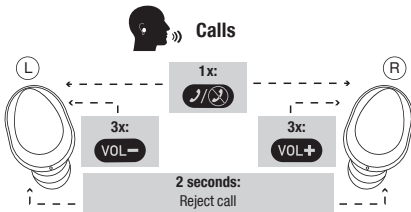
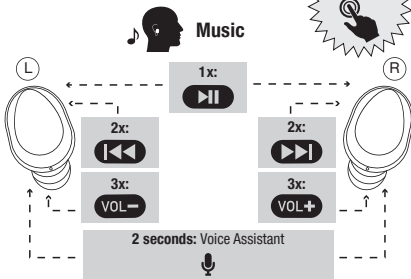
3

Within 2 seconds the voice message “Connected”, coming from the earbud, indicates the successful connection.



The earbuds reconnect automatically to the last paired device so there's no need to repeat the above steps each time.

Control your earbuds



- **Long press:** Activate / Deactivate earbuds
- Answer your calls using either both or only one (**right**) earbud

AirBuds

True Wireless Stereo

TECHNICAL SPECIFICATIONS

Drivers: **8mm**

Impedance: **32 Ω**

Sensitivity: **108dB (1kHz/1mW)**

Charge Time: **1.5h Earbuds**
2h Case

Battery Capacity: **50mAh Earbuds**
450mAh Case

Talk-Playback Time: **up to 3x 6h=18h**


Standby: **100h**

BT version: **5.0**

Weight: **40g Case**
4.5g Earbuds



3x Ear-tips



micro USB cable

WARNING

- Using the earphones at a high volume for an extended period might lead to serious hearing damage.
- This product is not a toy. Keep out of reach of children.
- This product is not waterproof. Keep away from liquids and places of extreme humidity, rain, snow etc.
- Low battery may lead to "Poor" or "Lost" Bluetooth connection.
- Do not overcharge the battery.
- Avoid exposing the product to excessive heat sources such as fire, candles, radiators, direct sunlight etc.
- This product should not be treated as household waste. Please hand over to the applicable collection point for the recycling of electronic equipment.

WARRANTY

The product comes with a 1-year warranty starting from the purchase date. Warranty is valid only with the original proof of purchase (receipt or invoice). This warranty covers only the repair or replacement of the device and it is effective only in Greece.

DECLARATION OF CONFORMITY

**Radio equipment and telecommunications
terminal equipment, Directive 2014/53/EU**



Crystal Audio hereby declares that the product, TWS1 Wireless Headphones, is in conformity with provisions of the Directive 2014/53/EU. The complete text of the Declaration of conformity can be found on the following webpage:

www.CrystalAudio.com



Designed in Europe by Crystal Audio -
Assembled in China with the highest quality standards.

www.CrystalAudio.com