

CRYSTALAUDIO

Studio1

Ασύρματα Ακουστικά



 Bluetooth®

 Qualcomm® aptX™
low latency

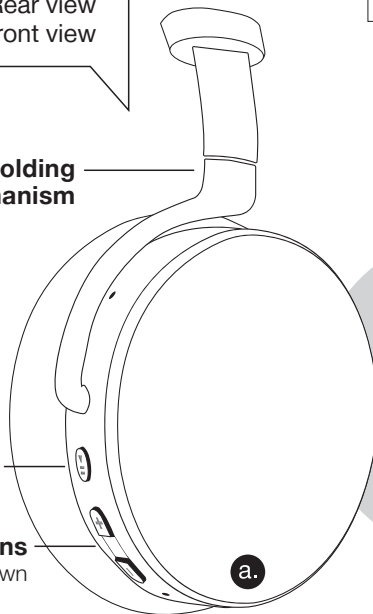
User Manual

Overview

Right Ear-cup

- a. Rear view
- b. Front view

Folding Mechanism



Control button

Tel. Calls & Music

Control buttons

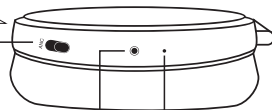
Volume Up/Down

Left Ear-cup

ANC
On/Off

Aux
input

LED light
ANC



On/Off

Activation/
Deactivation

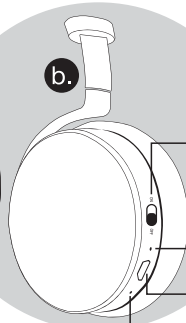
Microphone

micro USB

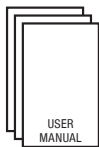
Charging port

LED light

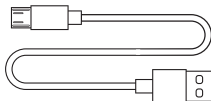
Charging, BT pairing



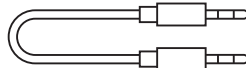
User Manual



micro USB charging cable



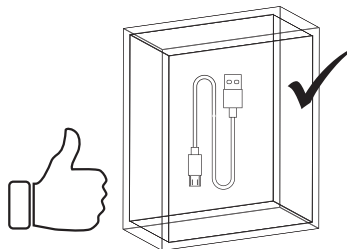
Audio cable
3.5mm minijack



Charge it

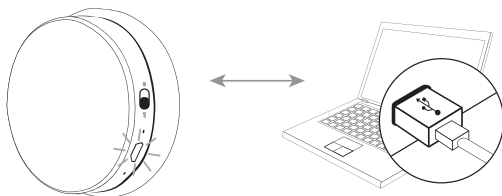
- Use the micro USB cable which is **included** in the package of the headphones.

- **A different micro USB cable might not be able to charge** correctly (or even not at all) the battery of the headphones.

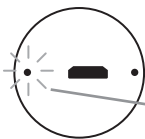


Connect:

- the **micro USB plug** into the headphone's USB port.
- the **USB plug** into any compatible USB device.



red



- While battery is **charging** the indication light is red.

- When battery has been **fully charged** the light turns blue.




A full charge of the battery takes approx. **2.5 hours**

The headphones are automatically deactivated during charging process.

Connect it

1

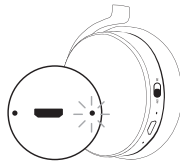
- Push the On/Off button to the left or to the right to **activate** (or deactivate) the headphones.



- Once turned on, the headphones enter automatically into **Pairing mode**

2

- The indication light flashes **red-blue, alternately**.



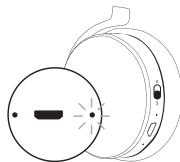
3

- **Activate** Bluetooth mode on your BT device.
- **Search** for available devices and select **CRYSTAL AUDIO STUDIO1**.



4

- The indication light turns **permanently blue**.
- Connection is successful.



5

- Push the **ANC button** (located on the left ear-cup) to the left or to the right to **enable/disable** Active Noise Cancelling mode.



- Please turn the headphones off when not in use in order to preserve battery life.
- The headphones will connect to the last paired device automatically as soon as you turn them on.
- The headphones will be automatically turned off if they are not connected to a device within 3 minutes.

Use it



Music



Calls

Short press:
Play/Pause



Short press:
Answer/End call

Long press:
Reject call

Double click:
Redial last outgoing call

Short press:
Increase volume

Long press:
Next track



Short press:
Increase volume

Short press:
Decrease volume

Long press:
Previous track



Short press:
Decrease volume

WARRANTY

The product comes with a 1-year warranty starting from the purchase date. Warranty is valid only with the original proof of purchase (receipt or invoice). This warranty covers only the repair or replacement of the device and it is effective only in Greece.

DECLARATION OF CONFORMITY

Radio equipment and telecommunications terminal equipment, Directive 2014/53/EU



Crystal Audio hereby declares that the product, STUDIO1 Wireless Headphones, is in conformity with provisions of the Directive 2014/53/EU. The complete text of the Declaration of conformity can be found on the following webpage: www.CrystalAudio.com

Technical Specifications

Drivers:	40mm
Sensitivity:	114dB
Impedance:	32Ω
Freq. Response:	20Hz-20KHz
Bluetooth® Version:	v5.0
Battery Capacity:	400mAh/3.7V
Charge Time:	≈2.5 hours
Talk/Playback Time:	
(Vol.50%/ANC off/BT on)	up to 20 hours
(Vol.50%/ANC on/BT off)	up to 14 hours
(Vol.50%/ANC on/BT on)	up to 10 hours
AUX/USB Cable Length:	120cm/60cm
Weight:	270g

WARNING

- Using the headphones at a high volume for an extended period might lead to hearing damage.
- This product is not a toy. Keep out of reach of children.
- This product is not waterproof. It should be kept away from liquids and places of extreme humidity, rain, snow etc.
- Low battery may lead to "Poor" or "Lost" Bluetooth connection.
- Do not overcharge the battery of the device.
- Avoid exposing the product to excessive heat sources such as fire, candles, radiators, direct sunlight etc.
- This product should not be treated as household waste. Please hand over to the applicable collection point for the recycling of electronic equipment.

Designed in Europe by Crystal Audio -
Assembled in China with the highest quality standards.

The Bluetooth® word mark and logos are registered trademarks owned by Bluetooth SIG Inc. and any use of such marks by Crystal Audio is under license. Qualcomm aptX is a product of Qualcomm Technologies, Inc. and/or its subsidiaries. Qualcomm is a trademark of Qualcomm Incorporated, registered in the United States and other countries, used with permission. aptX is a trademark of Qualcomm Technologies International, Ltd., registered in the United States and other countries, used with permission.



www.CrystalAudio.com