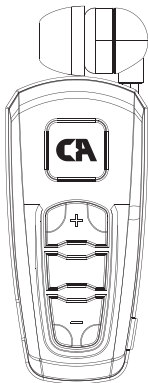


# CRYSTALAUDIO

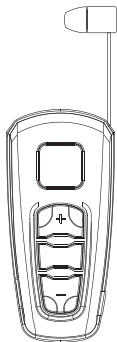


**R2**

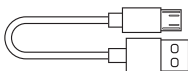
Retractable  
Wireless Earphone

**User Manual**

# 1. Packaging contents



Wireless  
Earphone



Micro USB charging  
cable



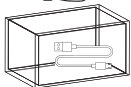
User manual

Battery:	<b>100mAh</b>
BT version:	<b>4.2</b>
Drivers:	<b>10mm</b>
Impedance:	<b>16Ω</b>
Sensitivity:	<b>105dB</b>
Freq. response:	<b>20Hz - 20kHz</b>
Full charge time:	<b>≈2hrs</b>
Talk/Music time:	<b>≈6hrs</b>
Standby time:	<b>≈170hrs</b>
Cable length:	<b>34cm</b>
Dimensions:	<b>56x26x14mm</b>
Weight:	<b>18g</b>

## WARNING

- This product is not a toy. Keep out of reach of children.
- This product is not waterproof. It should be kept away from any kind of liquids and places of extreme humidity, rain, snow etc.
- Low battery may lead to "Poor" or "Lost" Bluetooth connection.
- Do not overcharge the battery of the device.
- Avoid exposing the product to excessive heat sources such as fire, candles, radiators, etc.
- This product should not be treated as household waste. Hand over to the applicable collection point for recycling of electronic equipment.

## 2. Charging



- Use the micro USB cable which is **included** in the package.
- A different micro USB cable might not charge **correctly (or not at all)** the battery of the earphone.



Connect:

- the **micro USB plug** into the earphone's port.
- the **USB plug** into any compatible USB device.



A full charge takes  
approx. 2 hours

- While battery is **charging** the indication light is **red**.
- When battery has been **fully charged** the light turns **blue**.

**!** The device is automatically deactivated while charging

### WARRANTY

This product comes with a 1-year warranty, starting from the purchase date and is only valid with the proof of purchase (receipt or invoice). This warranty covers only the repair or replacement of the device and it is effective only in Greece.

## 3. Pairing

1



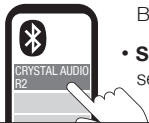
- Long press the button on the side to **activate** the earphone.

2



- Once turned on, the earphone enters automatically **Pairing** mode.
- The indication light is flashing **red-blue, alternately**.

3



- **Activate Bluetooth** mode on your Bluetooth enabled device.
- **Search** for available devices and select **CRYSTAL AUDIO R2K**.

### DECLARATION OF CONFORMITY

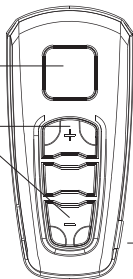
Radio equipment and telecommunications terminal equipment,  
Directive 2014/53/EU

Crystal Audio hereby declares that the product, R2 Wireless earphone, is in conformity with provisions of the Directive 2014/53/EU. The complete text of the Declaration of conformity can be found on the following webpage: [www.CrystalAudio.com](http://www.CrystalAudio.com)

## 4. Controls

### Music Playback

- Automatically retracts the cord
- Short press**
  - Volume Up
  - Volume Down
- Long press**
  - Next/
  - Previous track



### Call Operation

- Short press**
  - Answer call
  - End call
- Long press**
  - Reject call
- Double click**
  - Redial last call



Designed in Europe by Crystal Audio - Assembled in China with the highest quality standards. The Bluetooth® word mark and logos are registered trademarks owned by Bluetooth SIG Inc. and any use of such marks by Crystal Audio is under license. Other trademarks and trade names are those of their respective owners.