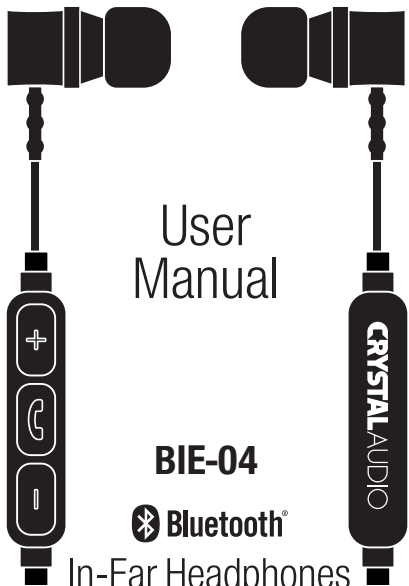


CRYSTALAUDIO



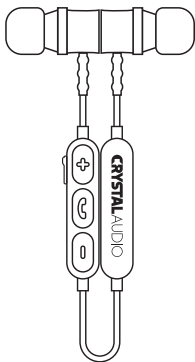
User
Manual

BIE-04

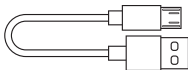
 **Bluetooth®**

In-Ear Headphones
With magnetic neck holder

1. Packaging contents



Wireless
in-ear headphones



Micro USB charging
cable



Ear-Tips
(3 pairs)



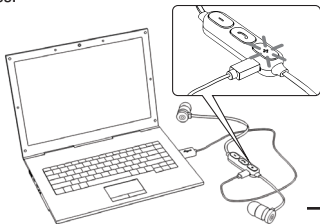
User manual

CAUTION

- This device is not a toy. Please keep out of reach of children.
- Keep the device away from water and high temperatures.
- Low battery may cause 'poor' or 'lost' Bluetooth connection.
- Do not overcharge the battery of the device.
- Avoid exposing the device to excessive heat sources such as direct sunlight, fire etc.

2. Charging

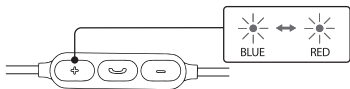
- Please use the micro USB cable which is included in the packaging to charge the battery of the headphones. There is always the chance that a different micro USB cable will not be able to charge correctly or at all the battery.
- Plug the micro USB connector into the headphone's port and the USB connector into any compatible USB device.
- While battery is charging the indication light is red. When it turns blue the battery is fully charged.
- When battery is fully charged please remove carefully the cable from the devices.
- The complete charge time is approximately 2 hours.
- The headphones are automatically deactivated during the charge process.




WARRANTY

This product has a 1-year warranty, starting from the purchase date and is only valid with the proof of purchase (receipt or invoice). This warranty covers only the repair or replacement of the device and it is effective only in Greece.

3. Pairing



1. Long press  button (3 seconds) to enter Pairing mode. While searching for available devices the indication light on the headphones changes colors (blue & red alternately).
2. Activate 'Bluetooth' mode on your device and search for available devices. Select the headphones when they are detected under the name "CRYSTAL AUDIO BIE-04".

When the earphones are not in use, you can turn them off in order to preserve battery life. As soon as you turn them on, the earphones will connect to the last paired device automatically, in order for you not to miss any of your incoming calls.

The earphones will be automatically turned off if they are not connected to a device within 3 minutes.

DECLARATION OF CONFORMITY

Radio equipment and telecommunications terminal equipment, Directive 2014/53/EU



Crystal Audio hereby declares that the product, BIE-04 Wireless Headphones, is in conformity with provisions of the Directive 2014/53/EU. The complete text of the Declaration of conformity can be found on the following webpage: www.CrystalAudio.com

4. Controls

Music Playback

Click: Turn up Volume

Long Press 1 sec.:
Next Track

Click: Play/Pause

Long Press 3 sec.:
Turn On/Off

Click: Turn down Volume

Long Press 1 sec.:
Previous Track



Call Operation

Click: Turn up Volume

Click: Answer/Hang up

Long Press 1 sec.:
Reject Call

Double Click:
Redial last outgoing call

Click: Turn down Volume



Designed in Europe by Crystal Audio - Assembled in China with the highest quality standards. The Bluetooth® word mark and logos are registered trademarks owned by Bluetooth SIG Inc. and any use of such marks by Crystal Audio is under license.